

# ALUMINUM SUPPORTS

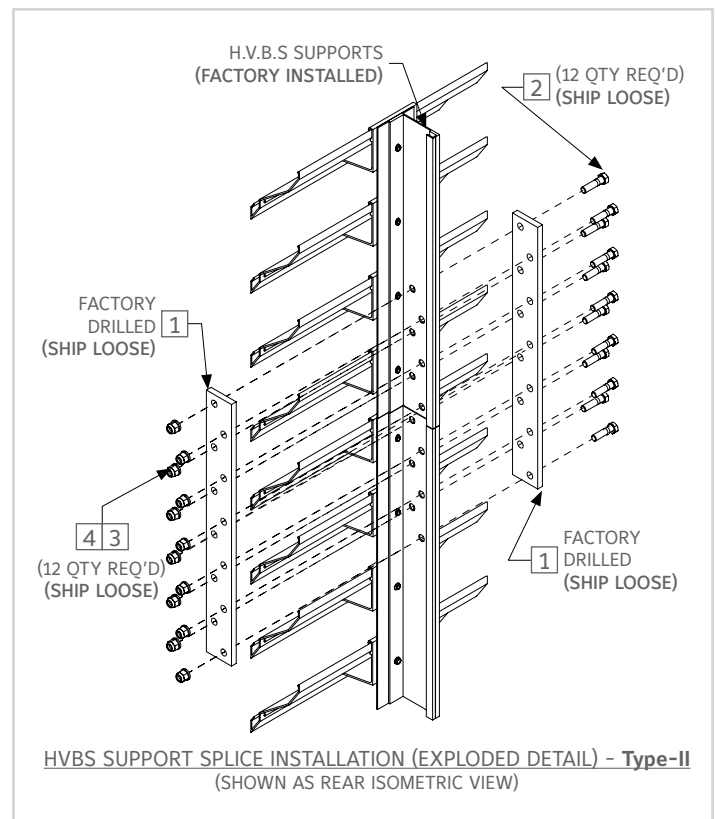
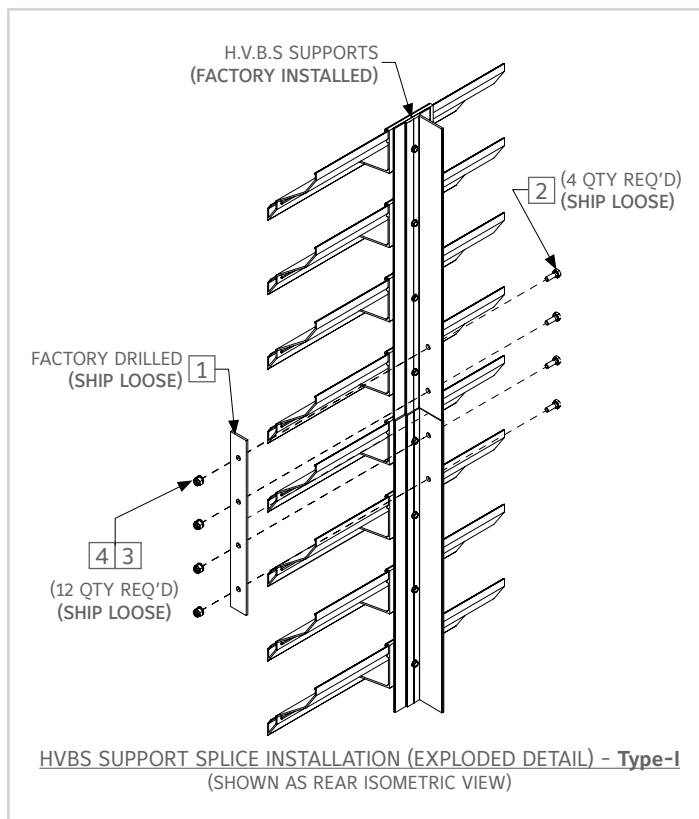
## Installation Guide



### ASSEMBLY PROCEDURE:

1. Locate ship loose hardware required for louver multi-section assembly.
2. Position the louver sections faced down on a level, non-abrasive surface in the configuration they will be assembled in. Reference the tag numbers on each section to ensure the sections are in correct order.
3. Refer to appropriate exploded details, parts list table for splice hardware identification & location. Now fasten the sections together at frames, support splices. Supports are pre-drilled at plant for ease of installation.
4. Installer must remove factory installed screen frame screws prior to installation of splice members.
5. On architectural style units, check blade alignment at the vertical joints. Loosen section connecting hardware & adjust the position of the sections as required to achieve good blade-to-blade alignment. When alignment is complete, tighten all section connecting hardware.

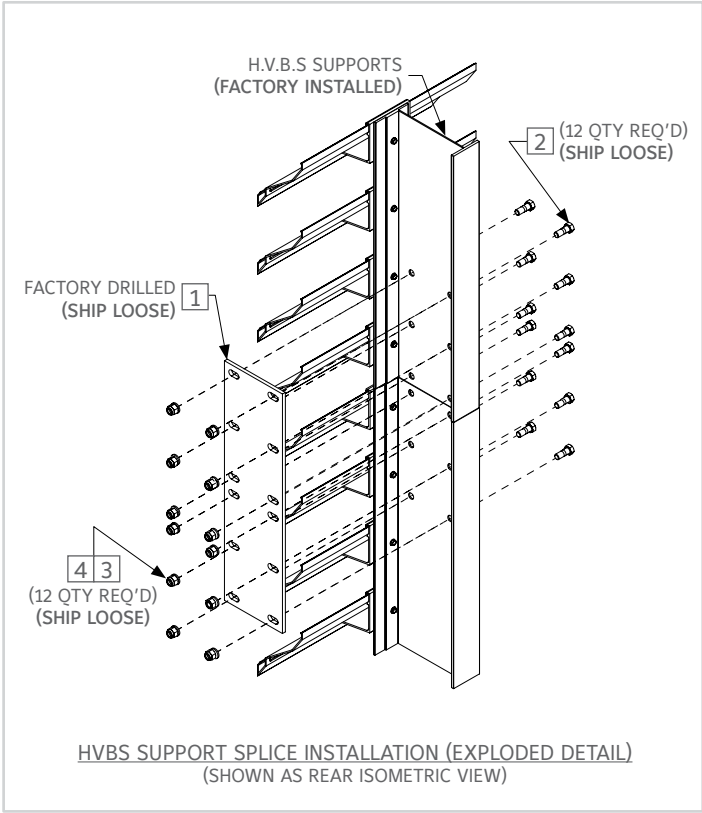
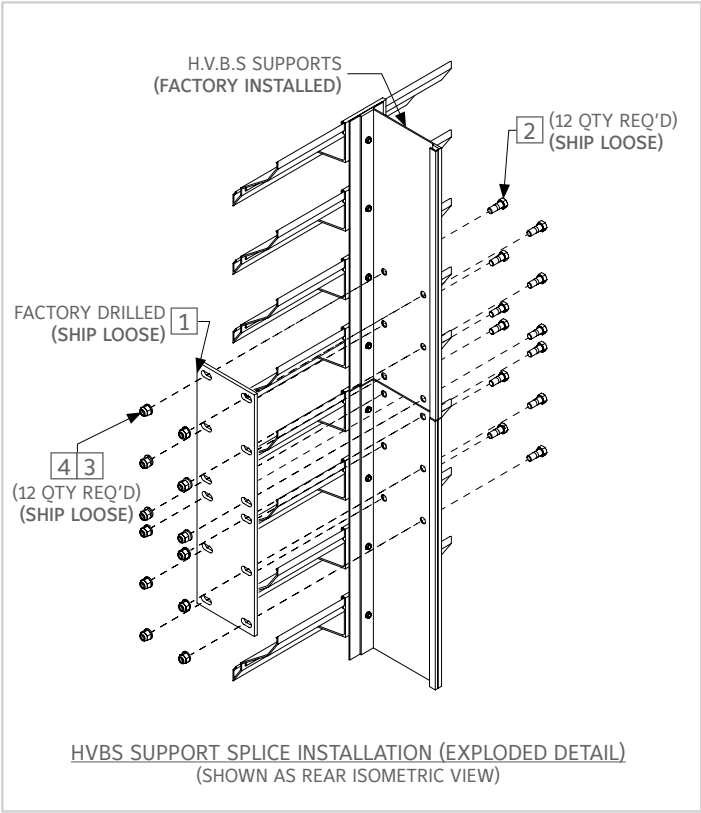
### FOR MULTI-SECTION WIDE & MULTI-SECTION TALL LOUVER ARRANGEMENTS



ITEM #	DESCRIPTION	QTY.	PART #	MATERIAL
PARTS LIST TABLE - TYPE I (Ship loose)				
1	SPLICE PLATE 1 1/4 X 12 X 1/8	1	900430975	A36 STEEL ZINC PLATED
2	BLT 1/4-20 X .75 HHD	4	38004800	ZC
3	NUT NYLOCK 1/4-20	4	38009500	ZC
4	WSH FLAT 1/4 USS	4	38026300	ZC
PARTS LIST TABLE - TYPE II (Ship loose)				
1	SPL PLT LVR 2 X 18 X 3/8	2	900431409	A36 STEEL ZINC PLATED
2	BLT 3/8-16 X 1.50 HHD	12	38006800	ZC
3	NUT NYLOCK 3/8-16	12	380430951	ZC
4	WSH FLAT 3/8 USS	12	38026500	ZC

\*\* Square balloons denotes ship loose parts

FOR MULTI-SECTION WIDE & MULTI-SECTION TALL LOUVER ARRANGEMENTS



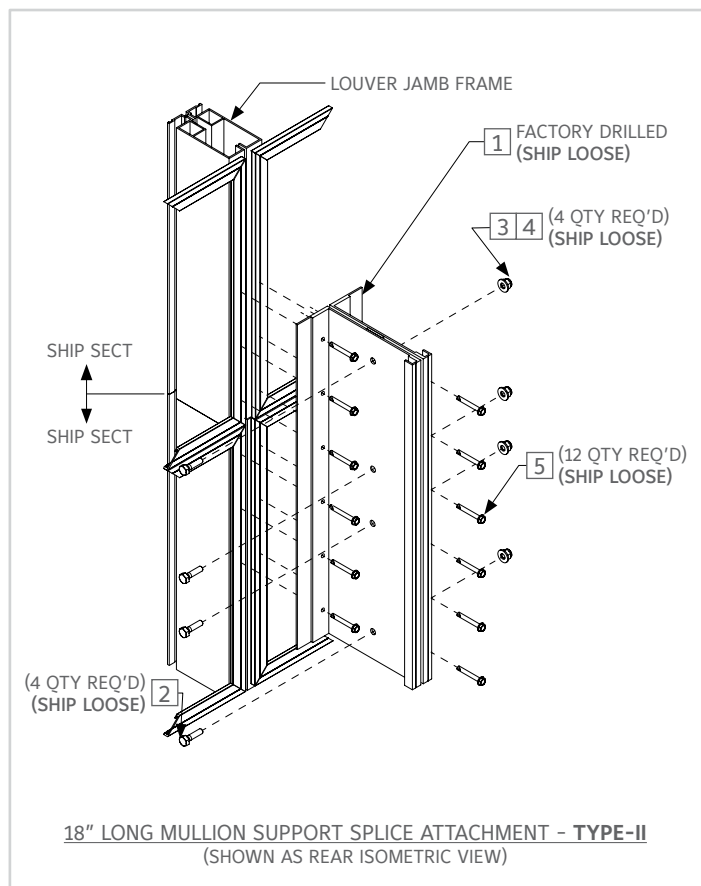
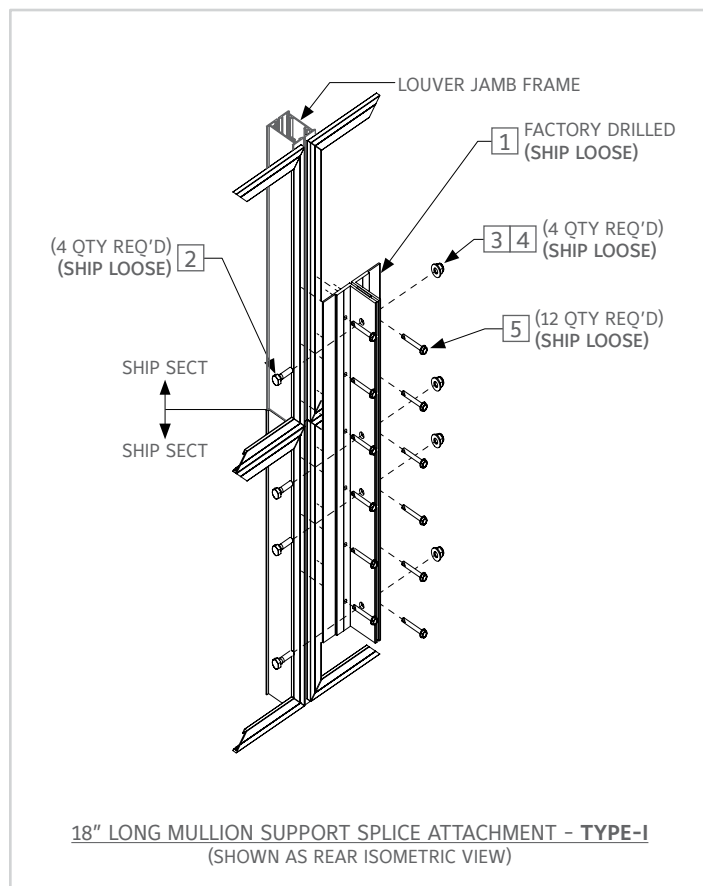
ITEM #	DESCRIPTION	QTY.	PART #	MATERIAL
PARTS LIST TABLE (Ship loose)				
1	SPL PLT HDG 5 X 18 X 1/4	1	360500786	HOT DIPPED GALVANIZED
2	BLT 3/8-16 X 1.00 HHD	12	38008700	ZC
3	NUT NYLOCK 3/8-16	12	380430951	ZC
4	WSH FLAT 3/8 USS	12	38026500	ZC

\*\* Square balloons denotes ship loose parts

## MULTI-SECTION INSTALLATION ASSEMBLY PROCEDURE:

1. Locate ship loose hardware required for louver multi-section assembly.
2. Position the louver sections faced down on a level, non-abrasive surface in the configuration they will be assembled in. Reference the tag numbers on each section to ensure the sections are in correct order.
3. Refer to appropriate exploded details, parts list table for splice hardware identification & location. Now fasten the sections together at frames, support splices. Supports are pre-drilled at plant for ease of installation.
4. Installer must remove factory installed screen frame screws prior to installation of splice members.

## FOR MULTI-SECTION WIDE & MULTI-SECTION TALL LOUVER ARRANGEMENTS



ITEM #	DESCRIPTION	QTY.	PART #	MATERIAL
PARTS LIST TABLE (TYPE I) (Ship loose)				
1	2" H.V.B.S SINGLE FLANGE, 18.000" LG	2	36493600	6063-T6 EXTRUDED ALUM.
2	BOLT 1/4-20 X 1.00 HDD	4	38007500	ZC
3	NUT NYLOCK 1/4-20	4	38009500	ZC
4	WSH FLAT 1/4-20 USS	4	38026300	ZC
5	SCR 10 X 1.5 HWH TEK	12	380430830	410/ZC
PARTS LIST TABLE (TYPE II) (Ship loose)				
1	FRM SPLICE EX LVR VIS MUL (18.000" LG.)	2	360437301	6063-T6 EXTRUDED ALUM.
2	BOLT 1/4-20 X 1.00 HDD	4	38007500	ZC
3	NUT NYLOCK 1/4-20	4	38009500	ZC
4	WSH FLAT 1/4-20 USS	4	38026300	ZC
5	SCR 10 X 1.5 HWH TEK	12	380430830	410/ZC

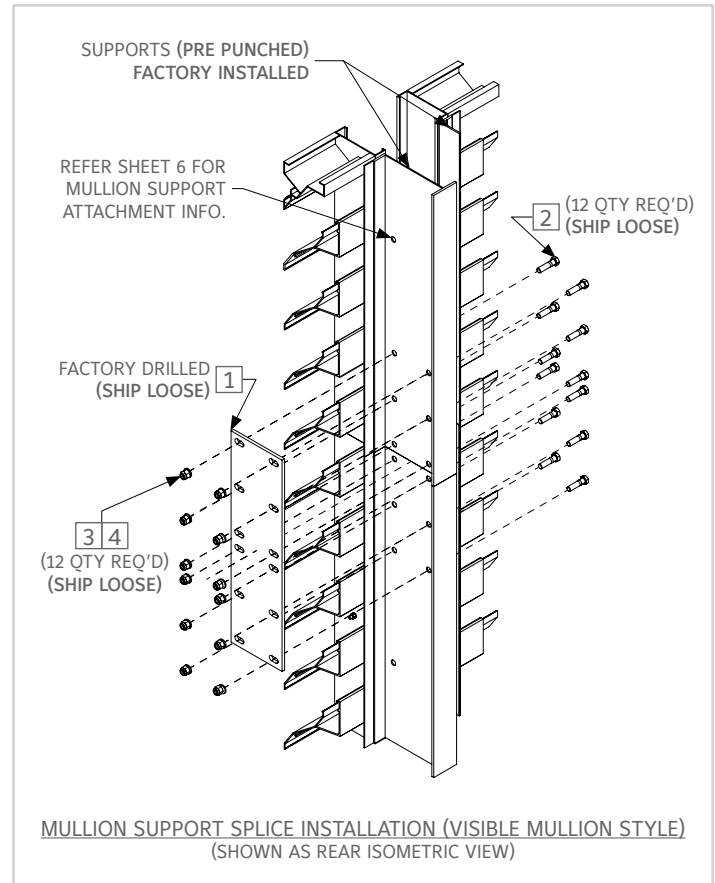
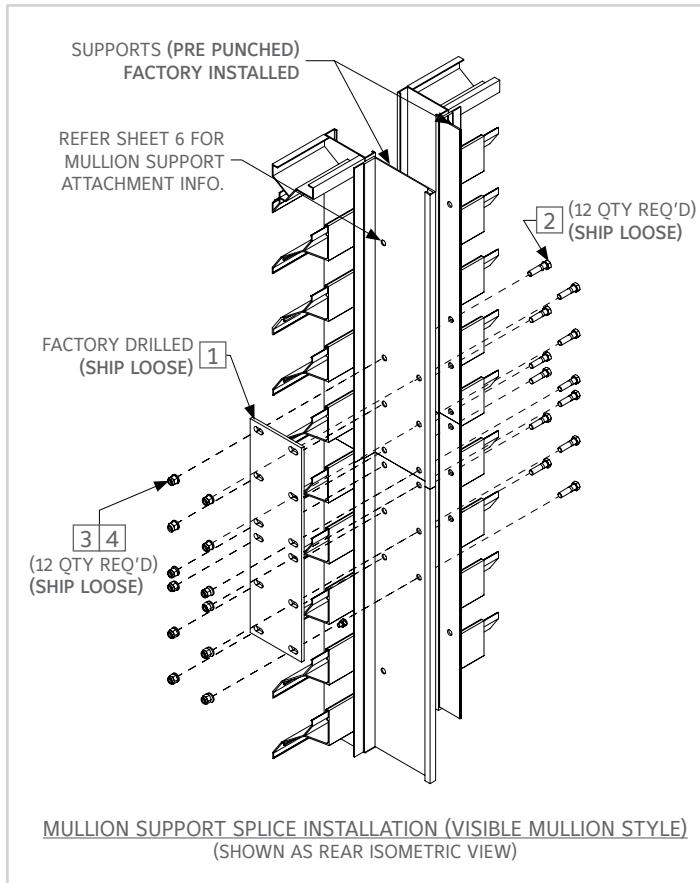
\*\* Square balloons denotes ship loose parts

## LIST OF MODELS AFFECTED (FOR MULTI-SECTION WIDE & MULTI-SECTION TALL LOUVER ARRANGEMENTS)

MODELS AFFECTED (TYPE I)	MODELS AFFECTED (TYPE II)				
15045RZ	3RCH	445RD125	4375B	6375Z125	645DD
245RB	4375D125	4375Z	6375D	6375D125	7375WR
245D	4375Z125	4375D	6375Z	6425DD	
2RCV	445RD	445DD	6350DS	645RB	

For enquiries, Please contact Louver Sales: [louversales@reliable.com](mailto:louversales@reliable.com)

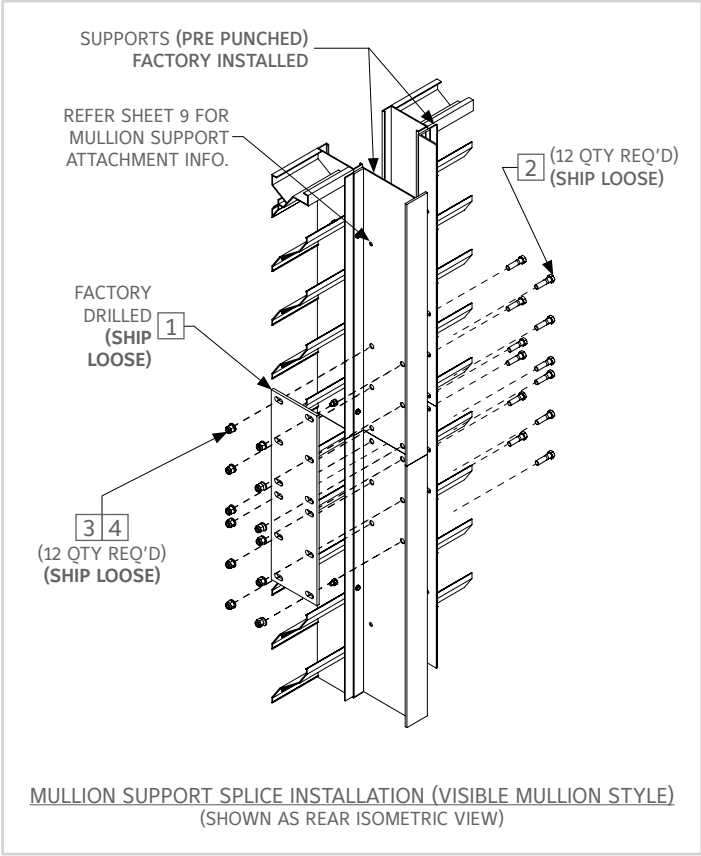
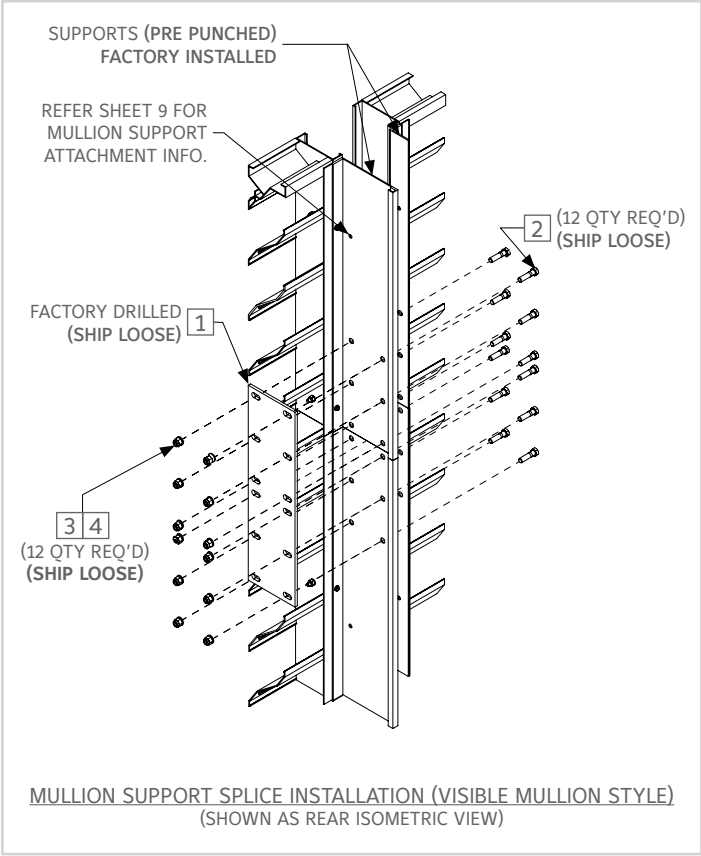
## FOR MULTI-SECTION WIDE & MULTI-SECTION TALL LOUVER ARRANGEMENTS (WELDED CONSTRUCTION ONLY)



ITEM #	DESCRIPTION	QTY.	PART #	MATERIAL
PARTS LIST TABLE (Ship loose)				
1	SPL PLT HDG 5 X 18 X 1/4	1	360500786	HOT DIPPED GALVANIZED
2	3/8-16 X 1.50 HDD	12	38006800	ZC
3	NUT NYLOCK 3/8-16	12	380430951	ZC
4	WSH FLAT 3/8 USS	12	38026500	ZC

\*\* Square balloons denotes ship loose parts

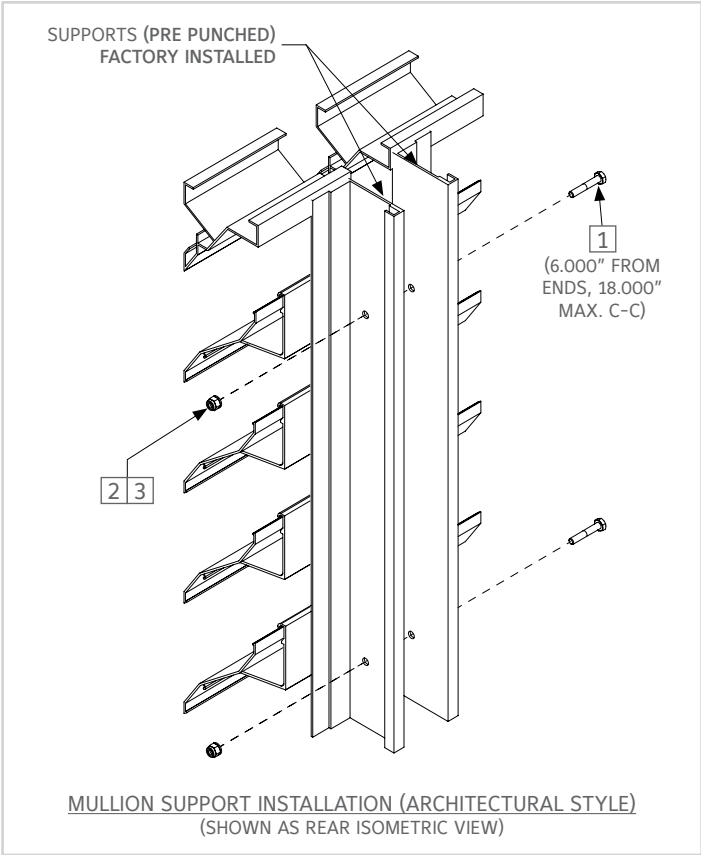
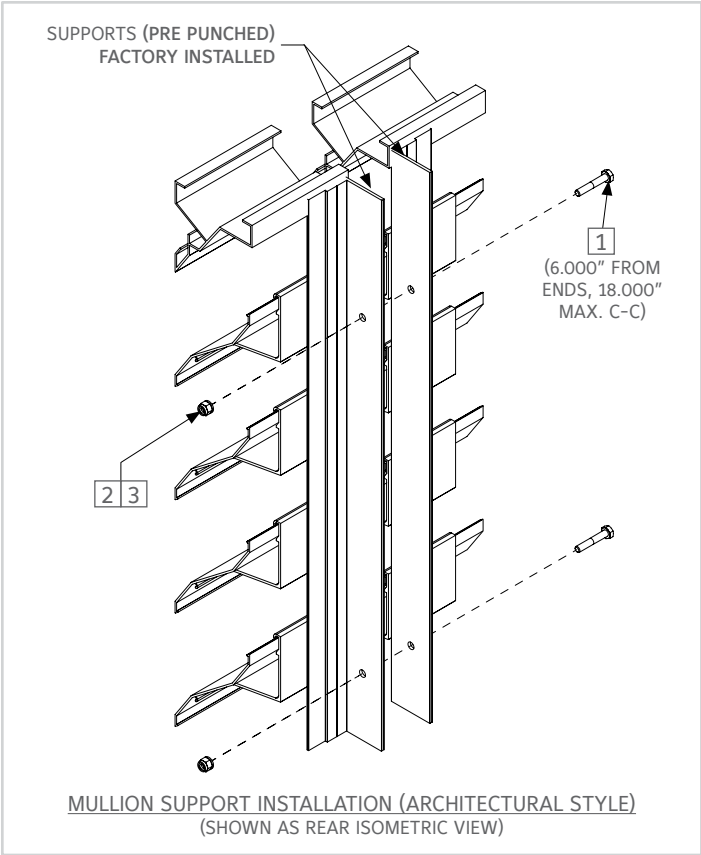
**FOR MULTI-SECTION WIDE & MULTI-SECTION TALL LOUVER ARRANGEMENTS**  
**(MECHANICALLY FASTENED CONSTRUCTION ONLY)**



ITEM #	DESCRIPTION	QTY.	PART #	MATERIAL
PARTS LIST TABLE (Ship loose)				
1	SPL PLT HDG 5 X 18 X 1/4	1	360500786	HOT DIPPED GALVANIZED
2	3/8-16 X 1.50 HHD	12	38006800	ZC
3	NUT NYLOCK 3/8-16	12	380430951	ZC
4	WSH FLAT 3/8 USS	12	38026500	ZC

\*\* Square balloons denotes ship loose parts

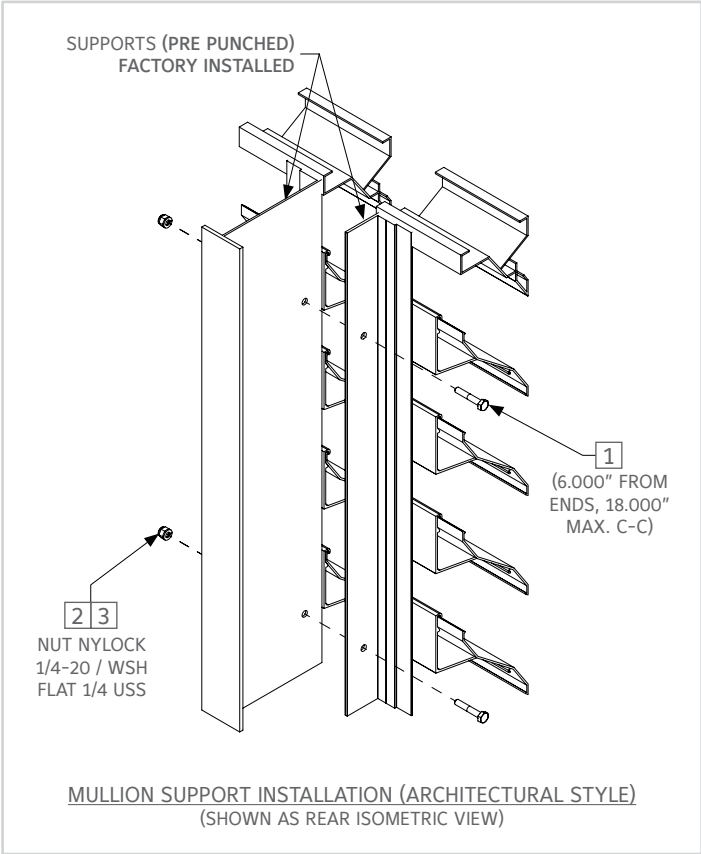
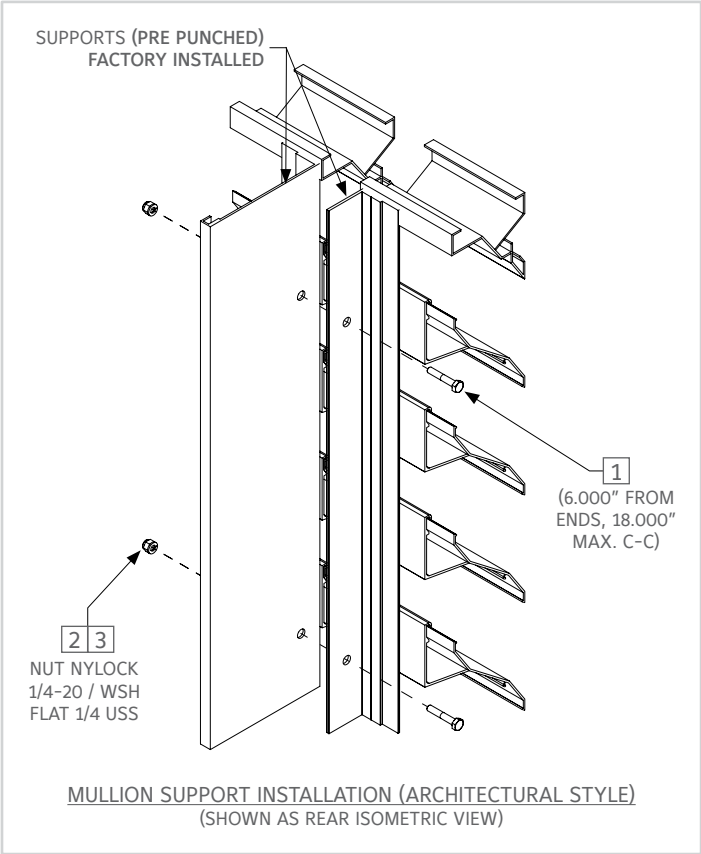
**FOR MULTI-SECTION WIDE & SINGLE-SECTION TALL LOUVER ARRANGEMENTS**  
**(WELDED CONSTRUCTION ONLY)**



ITEM #	DESCRIPTION	QTY.	PART #	MATERIAL
PARTS LIST TABLE (Ship loose)				
1	BLT 1/4-20 X 1.00 HHD	VARIES	38007500	ZC
2	NUT NYLOCK 1/4-20	VARIES	38009500	ZC
3	WSH FLAT 1/4 USS	VARIES	38026300	ZC

\*\* Square balloons denotes ship loose parts

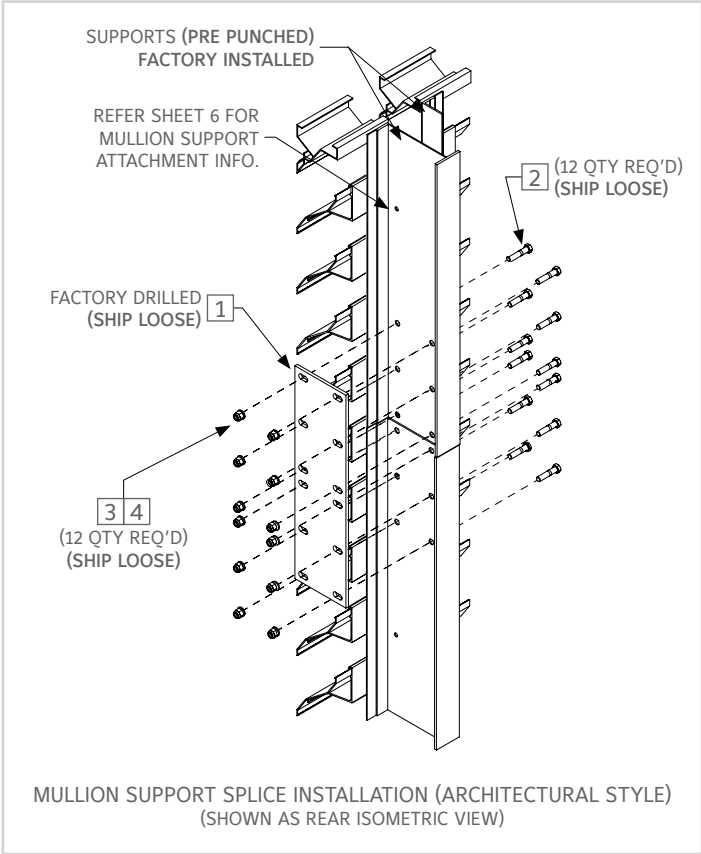
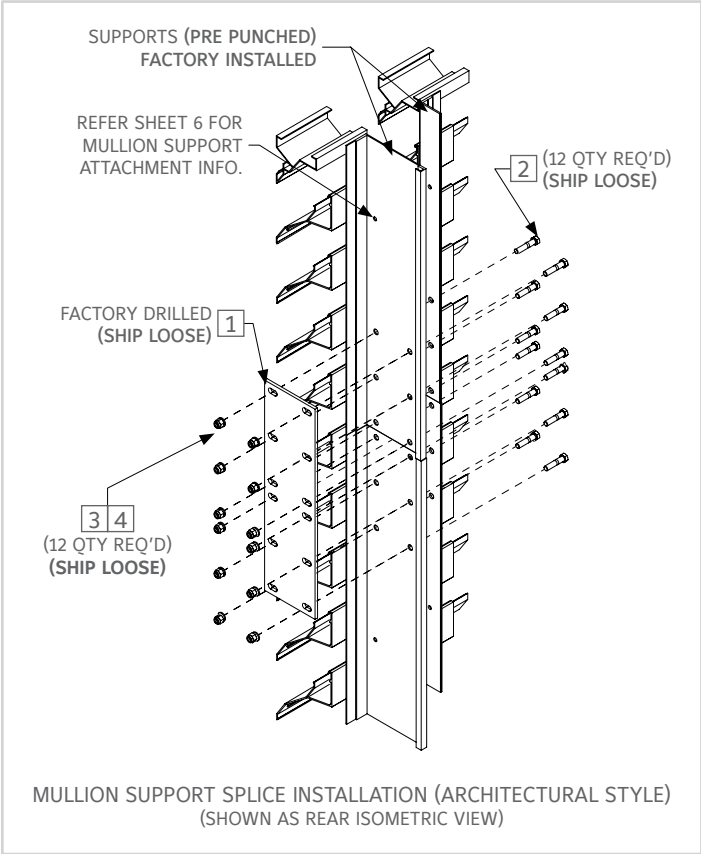
**FOR MULTI-SECTION WIDE & SINGLE-SECTION TALL LOUVER ARRANGEMENTS**  
**(WELDED CONSTRUCTION ONLY)**



ITEM #	DESCRIPTION	QTY.	PART #	MATERIAL
PARTS LIST TABLE (Ship loose)				
1	BLT 1/4-20 X 1.00 HHD	VARIES	38007500	ZC
2	NUT NYLOCK 1/4-20	VARIES	38009500	ZC
3	WSH FLAT 1/4 USS	VARIES	38026300	ZC

\*\* Square balloons denotes ship loose parts

**FOR MULTI-SECTION WIDE & MULTI-SECTION TALL LOUVER ARRANGEMENTS**  
**(WELDED CONSTRUCTION ONLY)**

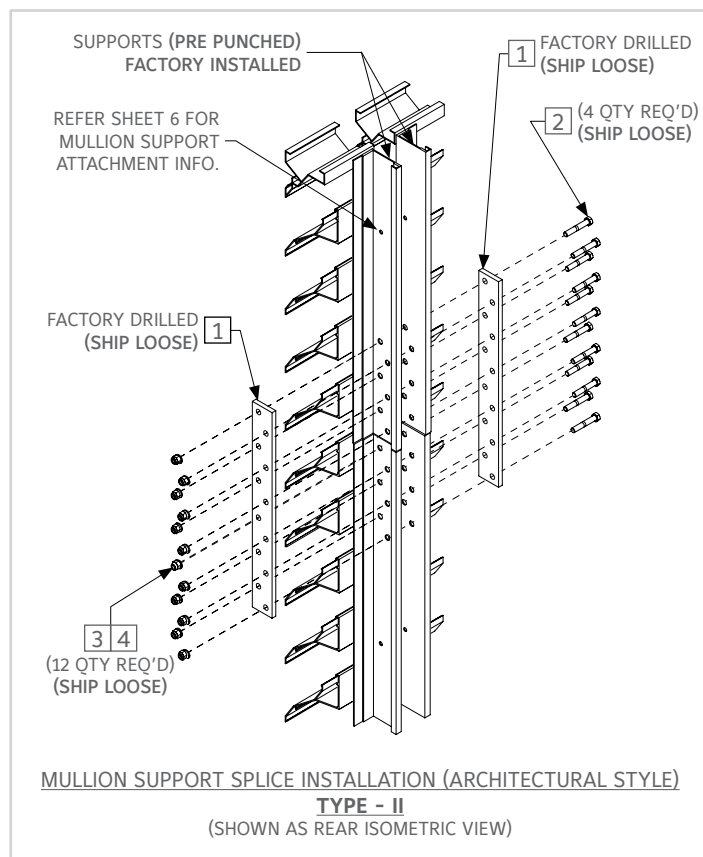
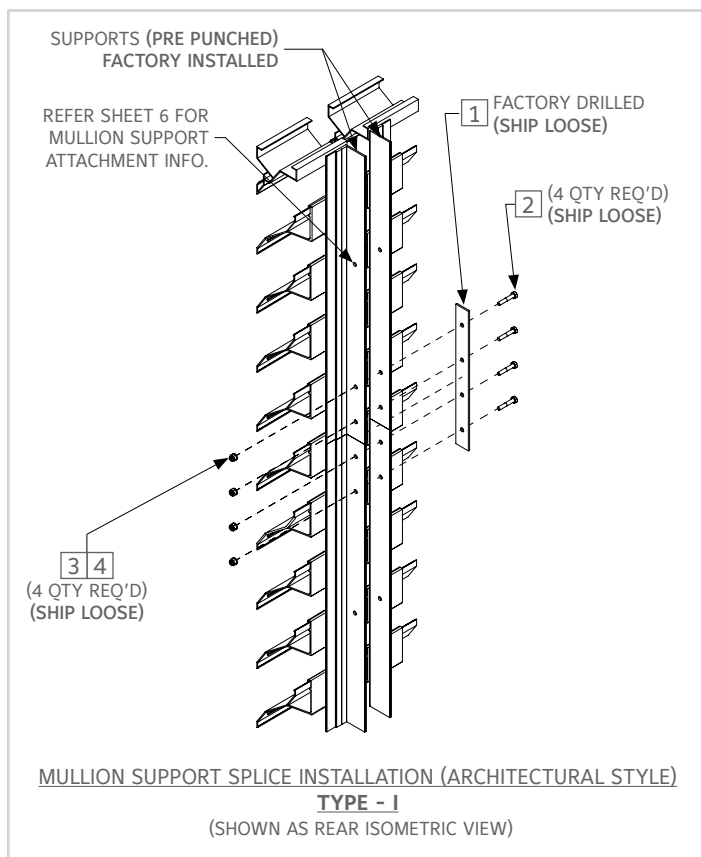


ITEM #	DESCRIPTION	QTY.	PART #	MATERIAL
PARTS LIST TABLE (Ship loose)				
1	SPL PLT HDG 5 X 18 X 1/4	1	360500786	HOT DIPPED GALVANIZED
2	3/8-16 X 1.75 HHD	12	38226500	ZC
3	NUT NYLOCK 3/8-16	12	380430951	ZC
4	WSH FLAT 3/8 USS	12	38026500	ZC

\*\* Square balloons denotes ship loose parts



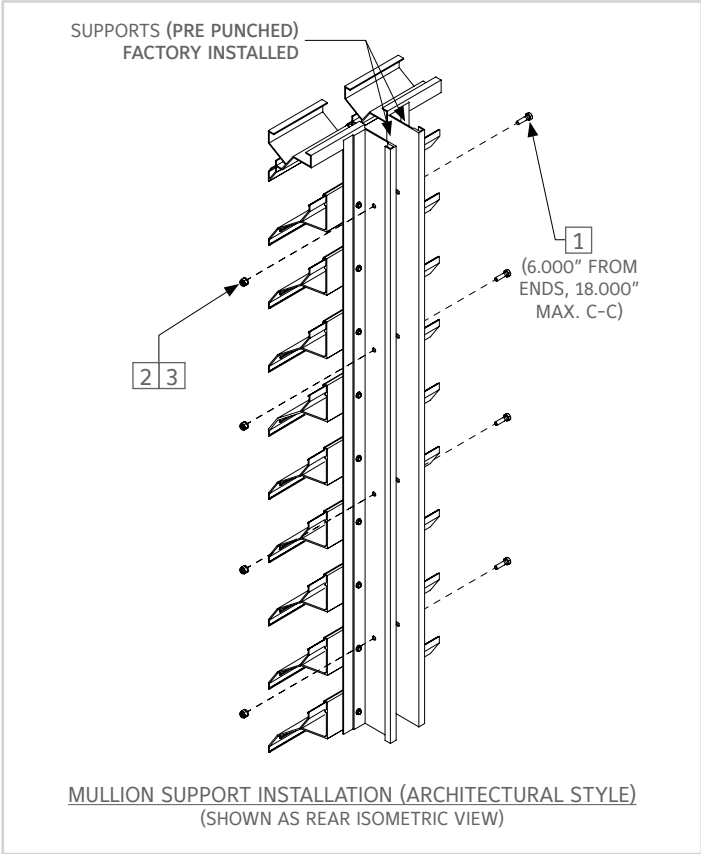
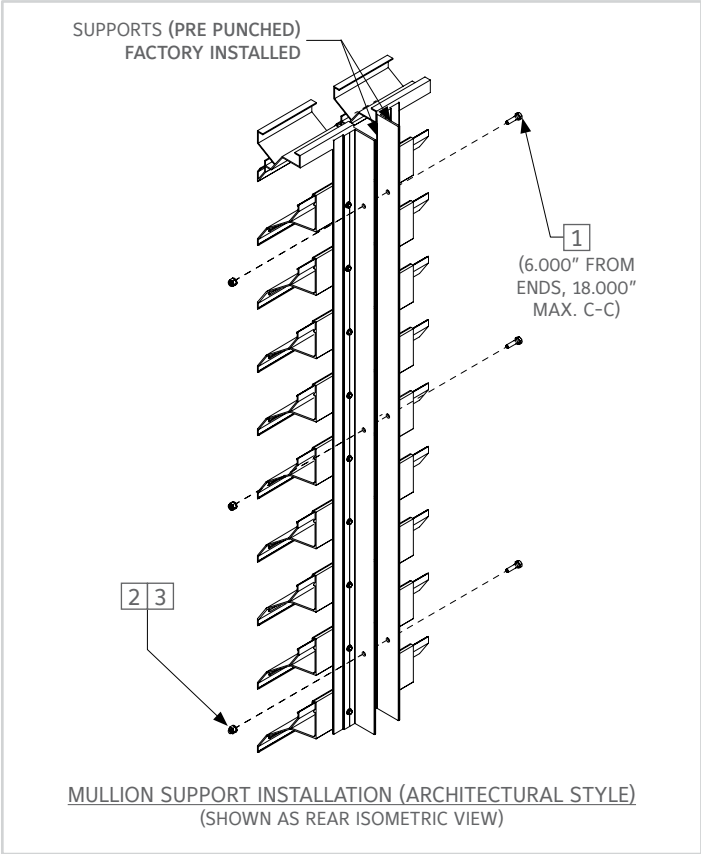
## FOR MULTI-SECTION WIDE & MULTI-SECTION TALL LOUVER ARRANGEMENTS (WELDED CONSTRUCTION ONLY)



ITEM #	DESCRIPTION	QTY.	PART #	MATERIAL
<b>PARTS LIST TABLE (TYPE I) (Ship loose)</b>				
1	SPLICE PLATE 1 1/4 X 12 X 1/8	1	900430975	A36 STEEL ZINC PLATED
2	BLT 1/4-20 X 1.50 HHD	4	38008500	ZC
3	NUT NYLOCK 1/4-20	4	38009500	ZC
4	WSH FLAT 1/4 USS	4	38026300	ZC
<b>PARTS LIST TABLE (TYPE II) (Ship loose)</b>				
1	SPL PLT LVR 2 X 18 X 3/8	2	900431409	A36 STEEL ZINC PLATED
2	BLT 3/8-16 X 2.00 HHD	12	38040400	ZC
3	NUT NYLOCK 3/8-16	12	380430951	ZC
4	WSH FLAT 3/8 USS	12	38026500	ZC

\*\* Square balloons denotes ship loose parts

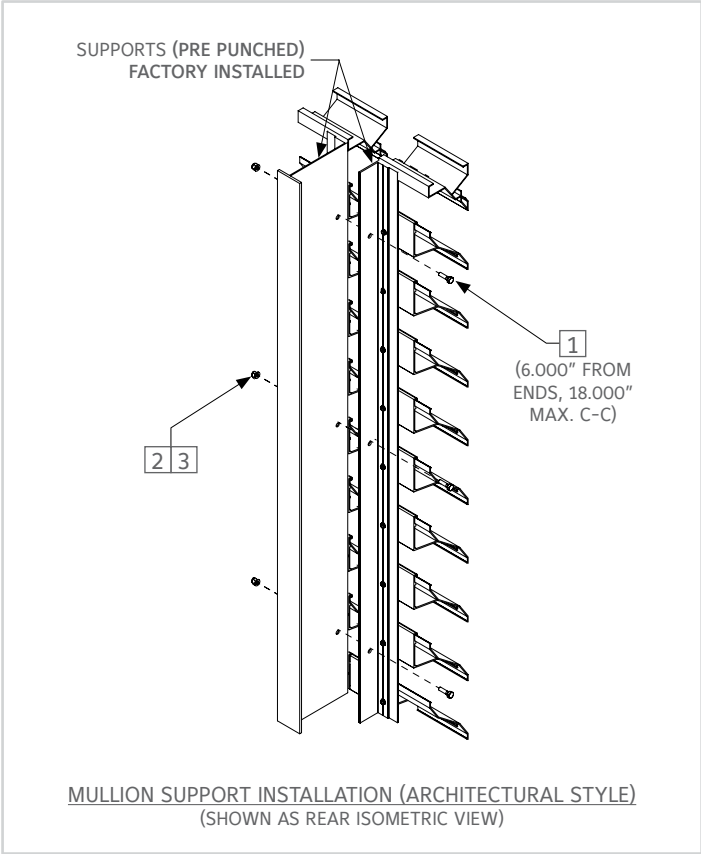
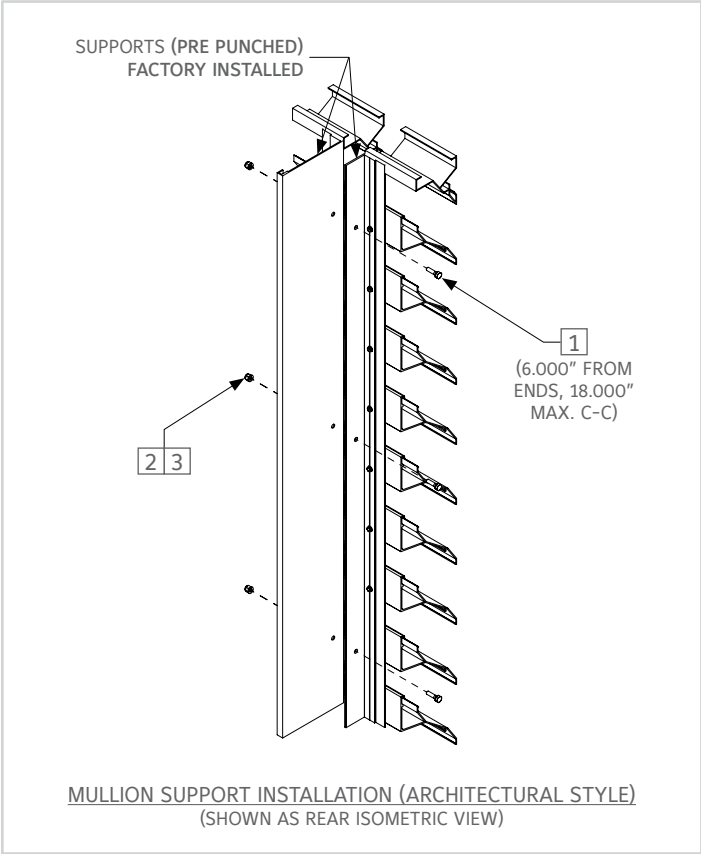
**FOR MULTI-SECTION WIDE & SINGLE-SECTION TALL LOUVER ARRANGEMENTS**  
**(MECHANICALLY FASTENED CONSTRUCTION ONLY)**



ITEM #	DESCRIPTION	QTY.	PART #	MATERIAL
PARTS LIST TABLE (Ship loose)				
1	BLT 1/4-20 X 1.00 HHD	VARIES	38007500	ZC
2	NUT NYLOCK 1/4-20	VARIES	38009500	ZC
3	WSH FLAT 1/4 USS	VARIES	38026300	ZC

\*\* Square balloons denotes ship loose parts

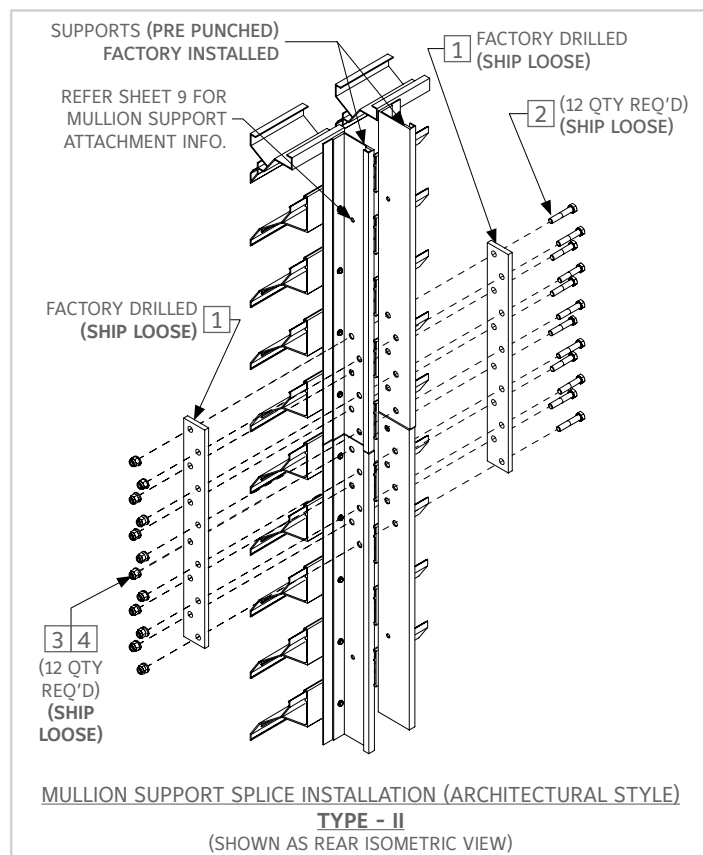
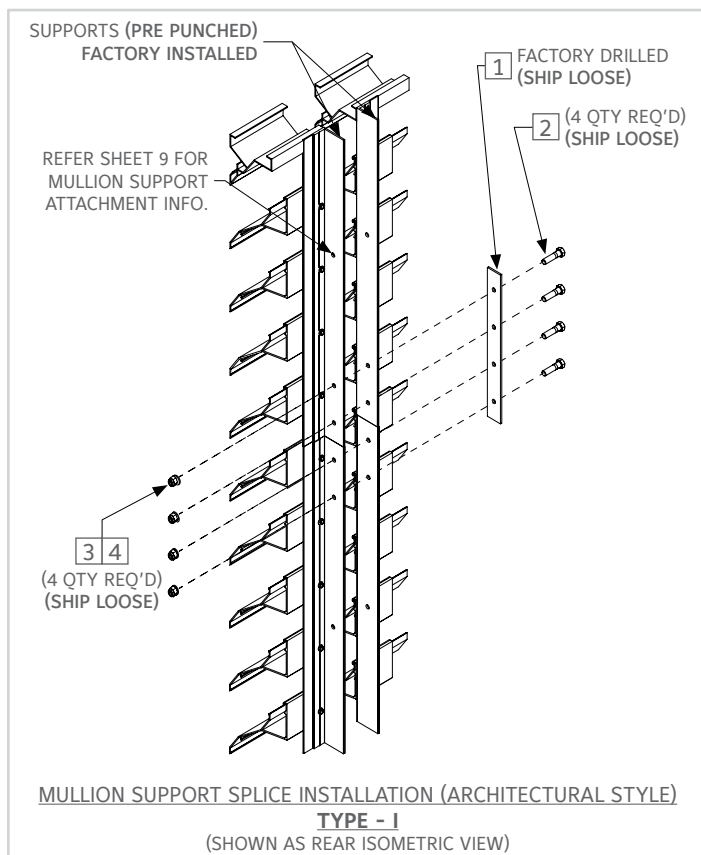
**FOR MULTI-SECTION WIDE & SINGLE-SECTION TALL LOUVER ARRANGEMENTS**  
**(MECHANICALLY FASTENED CONSTRUCTION ONLY)**



ITEM #	DESCRIPTION	QTY.	PART #	MATERIAL
PARTS LIST TABLE (Ship loose)				
1	BLT 1/4-20 X 1.00 HHD	VARIES	38007500	ZC
2	NUT NYLOCK 1/4-20	VARIES	38009500	ZC
3	WSH FLAT 1/4 USS	VARIES	38026300	ZC

\*\* Square balloons denotes ship loose parts

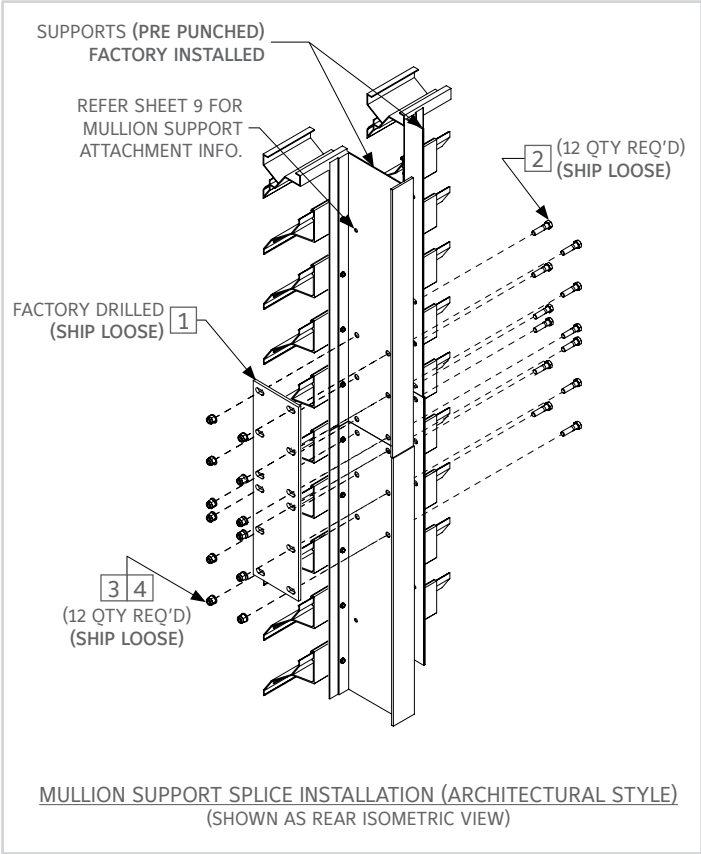
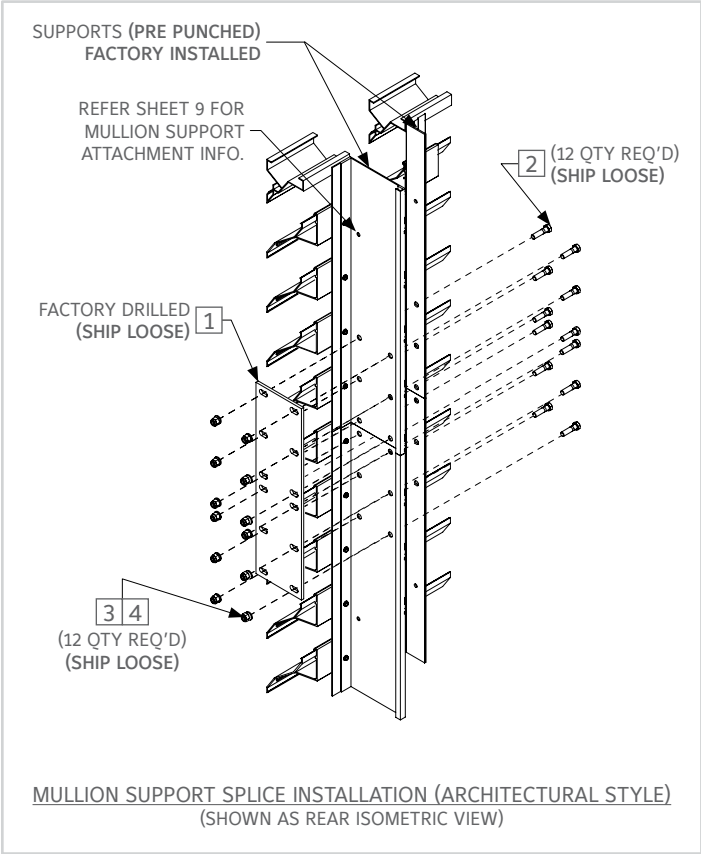
## FOR MULTI-SECTION WIDE & MULTI-SECTION TALL LOUVER ARRANGEMENTS (MECHANICALLY FASTENED CONSTRUCTION ONLY)



ITEM #	DESCRIPTION	QTY.	PART #	MATERIAL
<b>PARTS LIST TABLE (TYPE I) (Ship loose)</b>				
1	SPLICE PLATE 1 1/4 X 12 X 1/8	1	900430975	A36 STEEL ZINC PLATED
2	BLT 1/4-20 X 1.50 HHD	4	38008500	ZC
3	NUT NYLOCK 1/4-20	4	38009500	ZC
4	WSH FLAT 1/4 USS	4	38026300	ZC
<b>PARTS LIST TABLE (TYPE II) (Ship loose)</b>				
1	SPL PLT LVR 2 X 18 X 3/8	2	900431409	A36 STEEL ZINC PLATED
2	BLT 3/8-16 X 2.00 HHD	12	38040400	ZC
3	NUT NYLOCK 3/8-16	12	380430951	ZC
4	WSH FLAT 3/8 USS	12	38026500	ZC

\*\* Square balloons denotes ship loose parts

**FOR MULTI-SECTION WIDE & MULTI-SECTION TALL LOUVER ARRANGEMENTS**  
**(MECHANICALLY FASTENED CONSTRUCTION ONLY)**



ITEM #	DESCRIPTION	QTY.	PART #	MATERIAL
PARTS LIST TABLE (Ship loose)				
1	SPL PLT HDG 5 X 18 X 1/4	1	360500786	HOT DIP GALVANIZED
2	3/8-16 X 1.50 HHD	12	38006800	ZC
3	NUT NYLOCK 3/8 -16	12	380430951	ZC
4	WSH FLAT 3/8 USS	12	38026500	ZC

\*\* Square balloons denotes ship loose parts



1300 Enterprise Road, P.O. Box  
580, Geneva, Alabama 36340  
Tel: 334-684-3621  
Tel: 800-624-3914  
Fax: 800-508-1469  
Website: [www.reliablelouvers.com](http://www.reliablelouvers.com)